

Reveal 3-D for Mustard Procedure

Note: Please read kit instructions completely before performing test.

Questions? Call 800/234-5333 or 517/372-9200.

Rinse Sampling



1. Open Type 7 extraction buffer sachet and add to a sample tube.



2. Add 1 mL of sample to the sample tube.




3. Secure cap and shake for 1 minute.


Swab Sampling



1. Open Type 7 extraction buffer sachet and add to a sample tube.



2. Gather the sample. *For dry surfaces moisten with extraction solution. Do not premoisten for wet surfaces.*



3. Return the swab to the extraction buffer and break off into the tube.




4. Secure cap and shake for 1 minute.


Sample Testing



1. Remove the lid and fill with liquid from the tube.



2. Dip the Reveal 3-D device into the liquid in the lid, ensure that the cavity is saturated with the liquid.



3. Leave the cavity saturated until the liquid is seen running into the test window.



4. Place the device on a flat surface and allow the test to develop for 5 minutes.



5. Interpret the results.

#8405 Reveal 3-D for Mustard

Rinse: 5–10 ppm
Swab: 20 µg/100 cm²
Testing time: 5 minutes

Materials Provided
 10 yellow/green test devices
 10 sample tubes and caps
 10 sachets of Type 7 extraction buffer
 10 sterile swabs

Call 800/234-5333 to order or
 visit us online at www.neogen.com